

GSCI User Guide

A short guide to help you get started



Logistics
Briefing



Ti Dashboard



Ti Reports



Ti Portal GSCI



Ti Consulting



Ti Conference

About Transport Intelligence



Transport Intelligence's products and services include:

- Daily and weekly newsletters
- Market and competitor monitoring
- Market reports including trend analysis, market sizing, market share, forecasting and ranking
- Ti Dashboard – a selection of economic and industry data/charts
- Unparalleled access to TI's entire research output through the Global Supply Chain Intelligence website www.gscintell.com
- Dedicated research and client surveys
- Acquisition/agent/partner search and marketing due diligence

For more information about these services and to sign up to the free Transport Intelligence newsletter go to www.transportintelligence.com

All rights reserved. No part of this publication may be reproduced in any material form including photocopying or storing it by electronic means without the written permission of the copyright owner, Transport Intelligence Limited.

This report is based upon factual information obtained from a number of sources. Whilst every effort is made to ensure that the information is accurate, Transport Intelligence Limited accepts no responsibility for any loss or damage caused by reliance upon the information in this report.



Logistics
Briefing



Ti Dashboard



Ti Reports



Ti Portal GSCI



Ti Consulting



Ti Conference

Getting Started

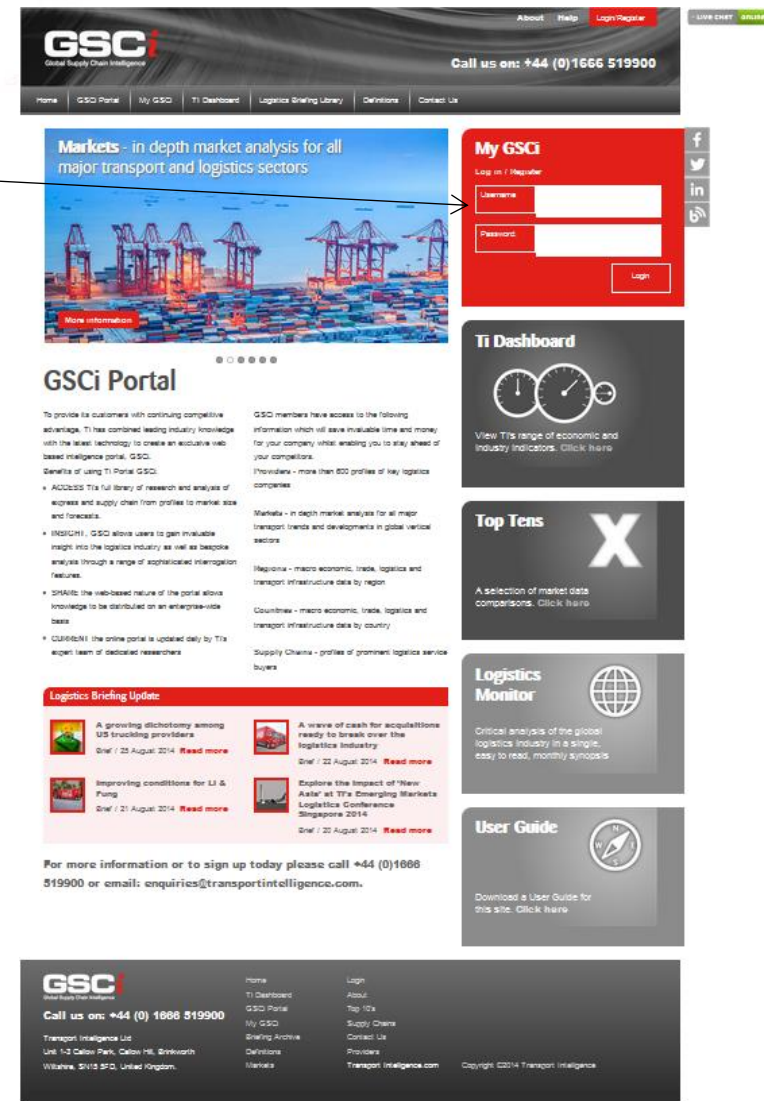
When you first type in www.gscintell.com to your web browser, you come to the home page and will be asked to **LOG IN** in the red box on the right.

You will automatically have been allocated a **USERNAME** and a **PASSWORD** by your company's Transport Intelligence account manager. If you do not have these details, then please contact the person in your company responsible for portal access.

Your **USERNAME** will be your email address.

Click **Log in**

You will then be taken to the My GSCi page.



The screenshot displays the GSCi Portal website. At the top, there is a navigation bar with links for Home, GSCi Portal, My GSCi, TI Dashboard, Logistics Briefing Library, Definitions, and Contact Us. A call number +44 (0)1666 519900 is also present. The main content area is divided into several sections: 'Markets' with a headline 'in depth market analysis for all major transport and logistics sectors' and a 'More information' link; 'My GSCi' with a login/register form and a 'Log in' button; 'Ti Dashboard' with a headline 'View this range of economic and industry indicators. Click here'; 'Top Tens' with a large 'X' and a headline 'A selection of market data compendiums. Click here'; 'Logistics Monitor' with a globe icon and a headline 'Critical analysis of the global logistics industry in a single, easy to read, monthly synopsis'; and 'User Guide' with a compass icon and a headline 'Download a User Guide for this site. Click here'. A 'Logistics Briefing Update' section features four articles with headlines like 'A growing dichotomy among US trucking providers' and 'A wave of cash for acquisitions ready to break over the logistics industry'. At the bottom, there is a footer with contact information for Transport Intelligence Ltd and a copyright notice for 2014.

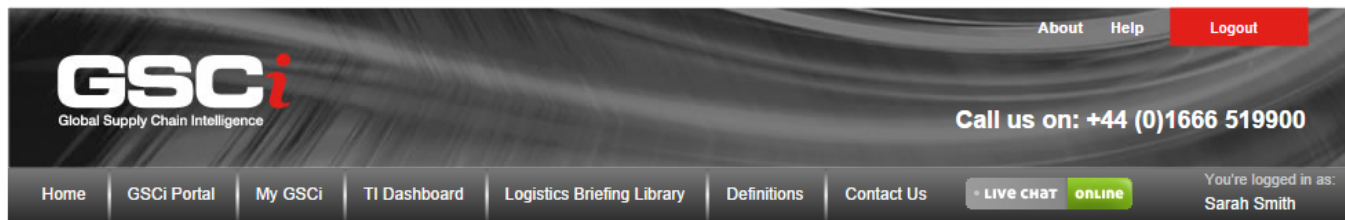
The **My GSCi** button is also available at the top of each page.

My GSCi gives you the ability to view the Updates and News and Briefs you are interested in simply by selecting from My Preferences.

Easily view the subjects you search for regularly by adding to Saved Searches.

Ti's extensive list of reports can be viewed here by global subscribers or are available to purchase here for those without a global subscription.

You can view Ti's range of Whitepapers and Presentations free of charge.



[Home](#) > [My GSCi Page](#)

My GSCi

Welcome to 'My GSCi'. This section of the website is specifically designed for you the user to manage the information you want access to.

MY PREFERENCES enables you to select the categories that are most relevant to you for the news and briefs and means any updates made by the team of researchers are only in areas of specific interest to you.

MY REPORTS allows easy access to the reports you have created or gives you opportunity to create new ones.

created your reports, the web-based nature of this portal allows you to share the knowledge and distribute easily.

Everything on the site is current as Ti's expert team of researchers update the portal daily, providing exceptional industry insight and analysis, enabling you to stay ahead of your competitors.

If you need any guidance to help you get the most out of this intelligence portal - please do not hesitate to contact us on [+44 \(0\)1666 519900](tel:+441666519900), enquiries@transportintelligence.com or use the

My Preferences



Configure your preferred categories to filter content on this page. [Click here](#)

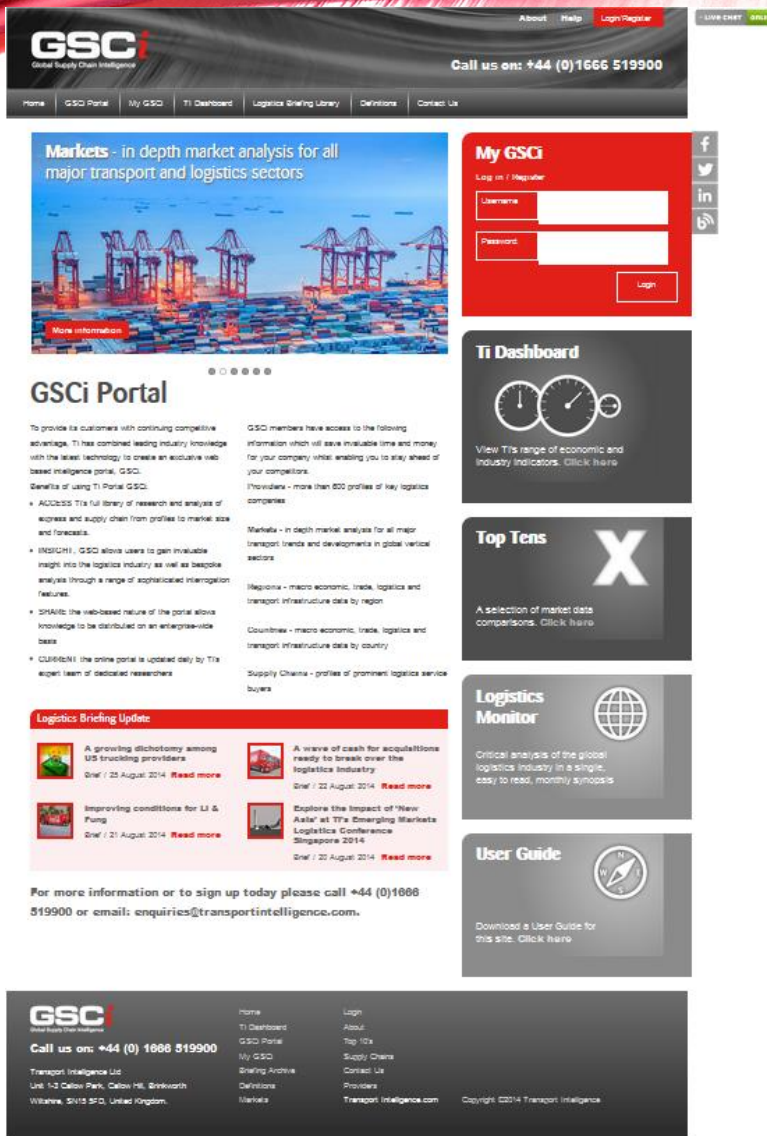
My Searches



[Start your search here](#)



Browsing the portal



The screenshot shows the GSCi portal homepage. At the top, there's a header with the GSCi logo, navigation links (Home, GSCi Portal, My GSCi, Ti Dashboard, Logistics Briefing Library, Definitions, Contact Us), and a contact number. Below the header, there's a main content area with several sections: 'Markets' (in-depth market analysis), 'My GSCi' (login/register), 'Ti Dashboard' (view range of economic and industry indicators), 'Top Tens' (selection of market data comparisons), 'Logistics Monitor' (critical analysis of the global logistics industry), and 'User Guide' (download a User Guide for this site). There's also a 'Logistics Briefing Update' section with four articles. At the bottom, there's a footer with contact information and a copyright notice.

To browse GSCi please click on the GSCi portal button on the webheader and select from the following options:

Providers gives you information on more than 340+ transport and logistics service providers.

Markets provides you with information on the key supply-side segments such as Contract Logistics, Express, Freight Forwarding for example.

Vertical Sectors logistics information related to specific industry sectors. A comprehensive overview of each sector is provided, including market sizing and forecasts, global trade specific to the sector, major mergers & acquisitions, major logistics contracts, summaries and news of logistics providers' activities and much more.

The **Regions and Countries** categories provide you with a mix of economic, trade, geographic, demographic and transport infrastructure related data as well as market sizings, forecasts, market

share information.

Top 10s collects market data from around the world and lists them as comparisons across many different indices.

Supply Chains offers profiles of the largest buyers of logistics services across the world such as Amazon, Apple and Walmart.

Logistics Monitor is a monthly review and analysis of logistics and transportation trends which is available exclusively to GSCi subscribers.

Ti Market Reports where you can view Ti's full library of published reports. Those with global licences can access each report however, those with other licence types can purchase reports from this section.

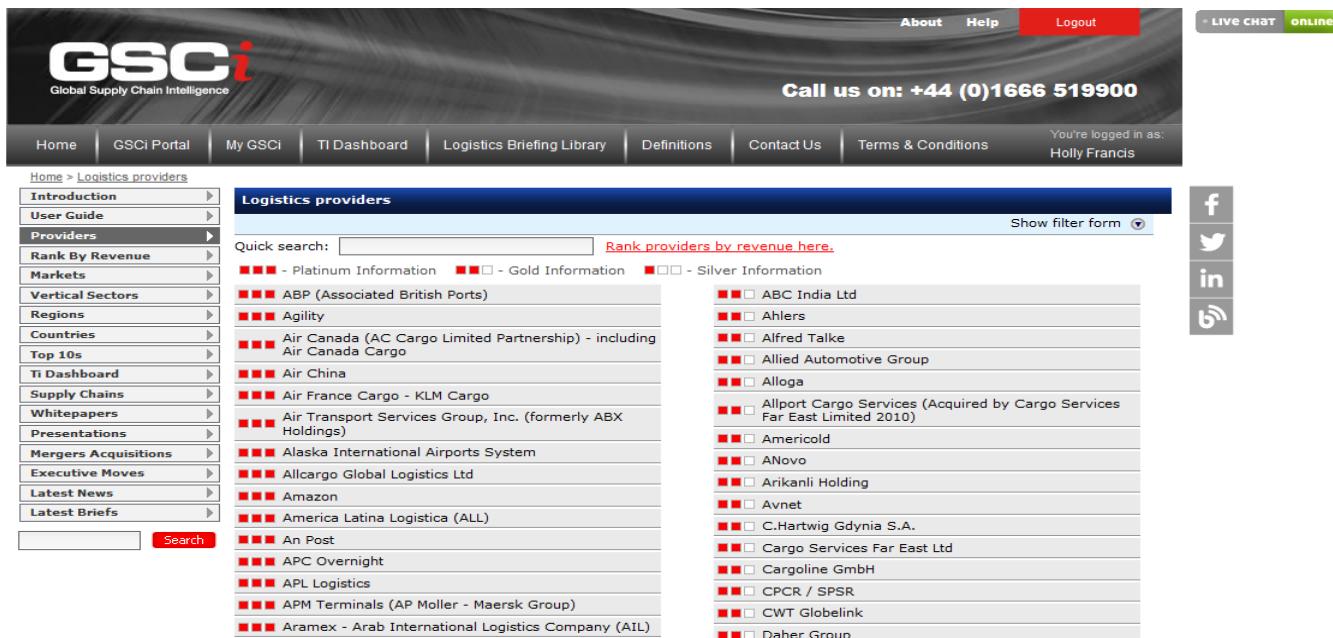
To start browsing just click on one of these buttons.

As a worked example, we will guide you through using the **Providers** category.

First click on the **Providers** button as shown above. This will bring you to the page below. Over 340+ logistics service providers' company profiles are listed. For guidance, companies which have three red squares by the side of their names have the most information, whilst those with one square contain the least. These are usually smaller companies.

Companies with three red squares are listed in the left hand column.

At the same time the **Quick search** facility appears. By typing the first letter of the Providers name this will instantly display all the providers listed beginning with that letter so that you can quickly select the chosen provider.

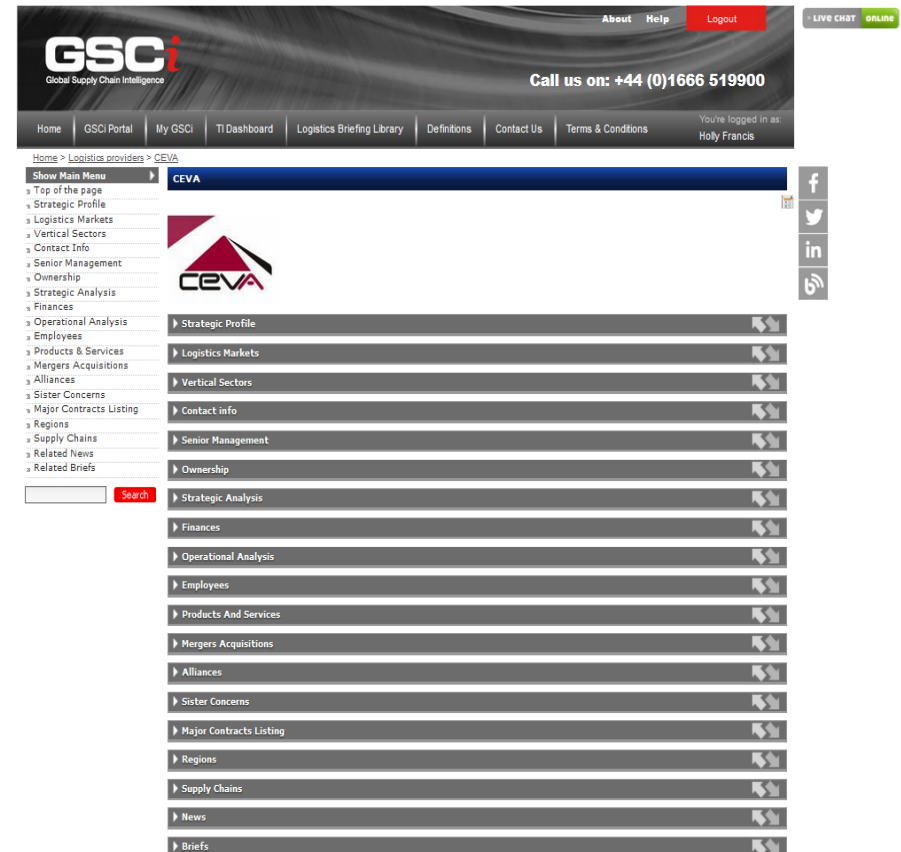


The screenshot shows the GSCi website interface. At the top, there's a navigation bar with 'About', 'Help', and 'Logout' links, along with a 'LIVE CHAT ONLINE' button. Below this is a header section with the GSCi logo, contact information 'Call us on: +44 (0)1666 519900', and a user login status 'You're logged in as: Holly Francis'. The main navigation menu includes 'Home', 'GSCi Portal', 'My GSCi', 'TI Dashboard', 'Logistics Briefing Library', 'Definitions', 'Contact Us', and 'Terms & Conditions'. The 'Logistics providers' section is active, displaying a 'Quick search' field and a 'Rank providers by revenue here' link. A list of providers is shown, categorized by information level: Platinum (three red squares), Gold (two red squares), and Silver (one red square). The list includes companies like ABP, Agility, Air Canada, Air China, Air France Cargo, Air Transport Services Group, Alaska International Airports System, Allcargo Global Logistics Ltd, Amazon, America Latina Logistica (ALL), An Post, APC Overnight, APL Logistics, APM Terminals, Aramex, ABC India Ltd, Ahlers, Alfred Talke, Allied Automotive Group, Alloga, Allport Cargo Services, Americold, ANovo, Arianli Holding, Avnet, C.Hartwig Gdynia S.A., Cargo Services Far East Ltd, Cargoline GmbH, CPCR / SPSR, CWT Globelink, and Daher Group.

Providers

To access the profile click onto the name of the provider.

This will bring you to the profile of the company on which you have clicked. You will see a number of headings. To access the information contained under any of these headings just click anywhere on the bar next to it, or use the **menu on the left hand side**. Sections can then be closed by clicking once more on the heading bar or on the relevant heading within the left hand menu.



Providers- Major Contracts

Under two sub-headings **Mergers & Acquisitions** and **Major Contract Listing** you will find interactive 'embedded' databases. This is illustrated below:

This database can be exported into Microsoft Excel. You also have the ability to search and manipulate the information contained in the database by clicking on the various symbols in the heading rank (indicated above).

The screenshot displays the 'Major Contracts Listing' database interface. On the left is a sidebar menu with options like 'Show Main Menu', 'Top of the page', 'Strategic Profile', 'Logistics Markets', 'Vertical Sectors', 'Contact Info', 'Senior Management', 'Ownership', 'Strategic Analysis', 'Finances', 'Operational Analysis', 'Employees', 'Products & Services', 'Mergers Acquisitions', 'Alliances', 'Sister Concerns', 'Major Contracts Listing', 'Regions', 'Supply Chains', 'Related News', and 'Related Briefs'. The main content area shows a list of 'Major Contracts: 2014 News' through '2009 News'. Below this is a search bar and a table of contract data.

Search:

Show 20 [50] 100 records per page.

First Prev | Next Last | Skip to page: 1 Showing 1 - 50 of total 239 records. Export to

	Client ▲▼	Company ▲▼	Year of contract ▲▼	Duration ▲▼	Renewal date ▲▼	Sector ▲▼	Country ▲▼	Region ▲▼	Logistics Market ▲▼	Value pa ▲▼	
1.	Volvo Cars	CEVA	2014			Automotive	United States	North America	Automotive Logistics		CEVA/ Logis that \ North
2.	Vileda	CEVA	2014	5 years		Consumer/ Retail	United Kingdom	Western Europe	Contract Logistics		CEVA/ annou secur
3.	MANN+HUMMEL	CEVA	2014	5 years		Automotive	Germany	Western Europe	Service Parts Logistics		CEVA/ Logis the re contr
4.	BMW Group- Husqvarna Motorcycles	CEVA	2014	2 years		Automotive	Italy	Western Europe	Automotive Logistics		CEVA/ annou signe
5.	Ford Motor Company	CEVA	2014			Automotive	United States	North America	Automotive Logistics		CEVA/ Logis expar

Regions

Providers- Regions/ Countries




























Under many headings you will notice sub-headings which can be either in RED, GREY or BLUE. For example this occurs under **Regions** showing in which region and country the logistics provider has a presence.

When the **Region** is in **Red** this signifies that there is information about the specific provider's operations in that region. If it is Blue a link will take you to the profile of that region.

If it happens to be Grey (most often occurs in sister concerns/alliances) this signifies that we do not have a profile for it.

Related countries signifies that we have information relating to the specific providers operations in a country within that region.

Other related countries provides a list of countries in which the provider has operations, each with a link to a profile.

Regions			
Africa	Related Countries	Other Related Countries	  
Asia Pacific	Related Countries	Other Related Countries	  
Baltic		Other Related Countries	
Central & Eastern Europe	Related Countries	Other Related Countries	  
Central America & The Caribbean	Related Countries	Other Related Countries	
CIS (Commonwealth of Independent States)		Other Related Countries	  
Global			  
Middle East	Related Countries	Other Related Countries	  
North America	Related Countries		  
Scandinavia	Related Countries	Other Related Countries	
South America	Related Countries	Other Related Countries	  
Western Europe	Related Countries	Other Related Countries	  



Providers- News/Briefs

You will find all the **Verticals, Providers, Supply Chains Regions, Countries** and **Markets** inter-related in this way allowing you to move between them all as you browse for information.

Finally scroll down to the bottom of the Provider profiles where you will find the latest Transport Intelligence **News and Briefs** appended.

▼ News



02/09/2014 CEVA obtains Pharma Authorization in Spain

26/08/2014 CEVA continues to expand in California

20/08/2014 CEVA announces expanded presence in Los Angeles

16/07/2014 CEVA launches City of Energy in Dubai

» [More of related news](#)

▼ Briefs



06/08/2014 CEVA turning the corner despite fall in revenue

08/05/2014 CEVA's contract logistics healthy but outlook still troubled

09/04/2014 Growing interest in South America Healthcare Logistics

27/03/2014 Leading forwarders sustain performance in 2013

» [More of related briefs](#)



Click on any of the titles to reveal the news item.

© 2014 Transport Intelligence

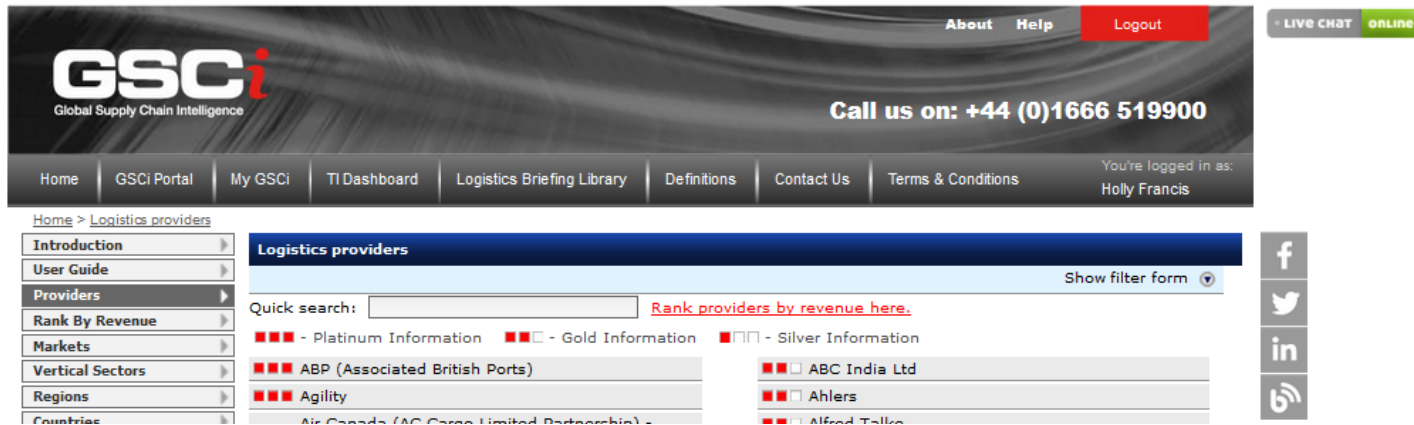
GSCI User Guide

10

Providers- Filter

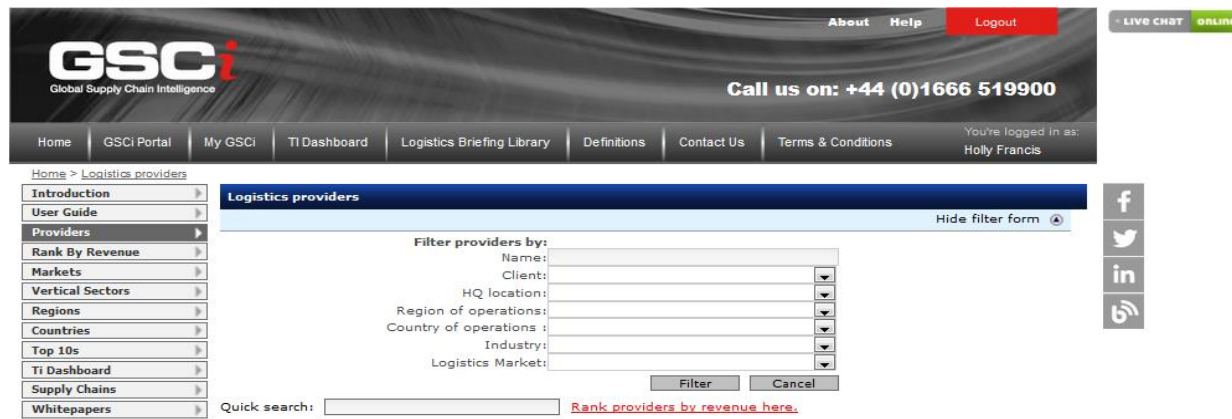
A filter is also available: simply click on the **Providers** button at the top of the page:

Now click on **Show Filter Form**:



The screenshot shows the GSCi website interface. The header includes the GSCi logo, navigation links (About, Help, Logout), a phone number (+44 (0)1666 519900), and a live chat button. The main navigation bar contains links to Home, GSCi Portal, My GSCi, TI Dashboard, Logistics Briefing Library, Definitions, Contact Us, and Terms & Conditions. The user is logged in as Holly Francis. The left sidebar lists various categories: Introduction, User Guide, Providers, Rank By Revenue, Markets, Vertical Sectors, Regions, and Countries. The main content area is titled 'Logistics providers' and features a 'Show filter form' button. Below this, there is a 'Quick search' field and a link to 'Rank providers by revenue here.' The page displays a list of providers with their revenue status (Platinum, Gold, Silver) and names (e.g., ABC India Ltd, Ahlers, Alfred Toller).

This will result in a number of dropdown boxes appearing:

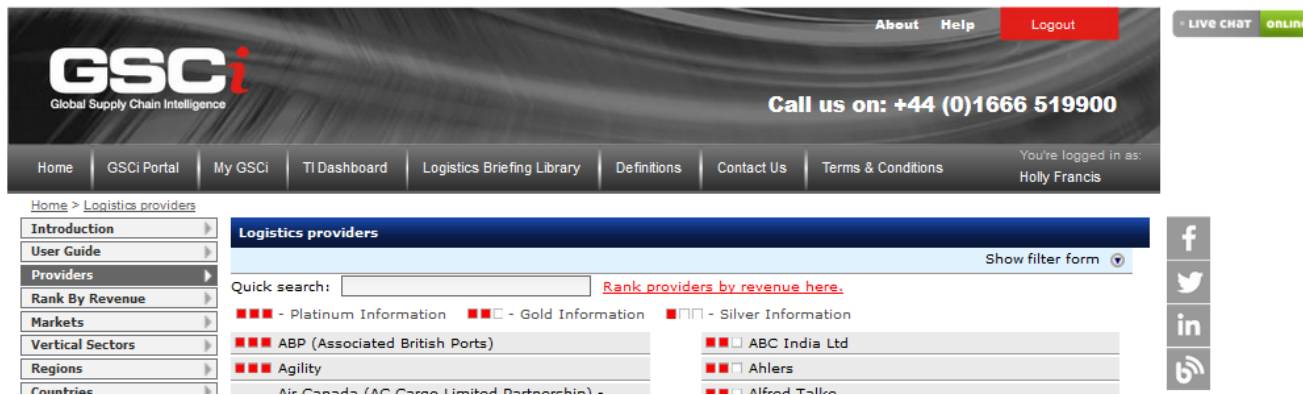


The screenshot shows the GSCi website interface with the filter form expanded. The header and navigation bar are the same as in the previous screenshot. The left sidebar lists various categories: Introduction, User Guide, Providers, Rank By Revenue, Markets, Vertical Sectors, Regions, Countries, Top 10s, TI Dashboard, Supply Chains, and Whitepapers. The main content area is titled 'Logistics providers' and features a 'Hide filter form' button. Below this, there is a 'Filter providers by:' section with several dropdown menus: Name, Client, HQ location, Region of operations, Country of operations, Industry, and Logistics Market. There are 'Filter' and 'Cancel' buttons. Below the filter section, there is a 'Quick search' field and a link to 'Rank providers by revenue here.'

Providers- Ranking

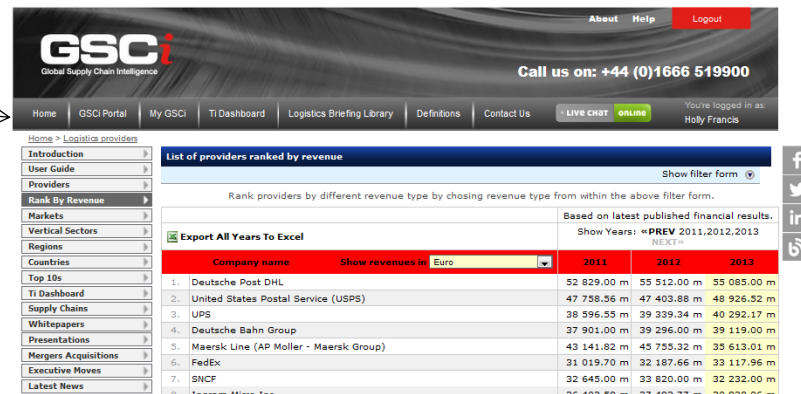
You are also able to rank **Providers** by using the following steps:

- Click the **Providers** button once more to return to the main listing of logistics providers.
- Then click **Rank providers by revenue** as below:



The screenshot shows the GSCi website interface. The top navigation bar includes 'About', 'Help', and 'Logout'. A 'LIVE CHAT ONLINE' button is visible. The main navigation menu includes 'Home', 'GSCi Portal', 'My GSCi', 'TI Dashboard', 'Logistics Briefing Library', 'Definitions', 'Contact Us', and 'Terms & Conditions'. The user is logged in as 'Holly Francis'. The left sidebar shows a list of navigation options, with 'Rank By Revenue' highlighted. The main content area is titled 'Logistics providers' and includes a search bar and a list of providers with checkboxes for ranking.

This will then take you to the screen shown here.

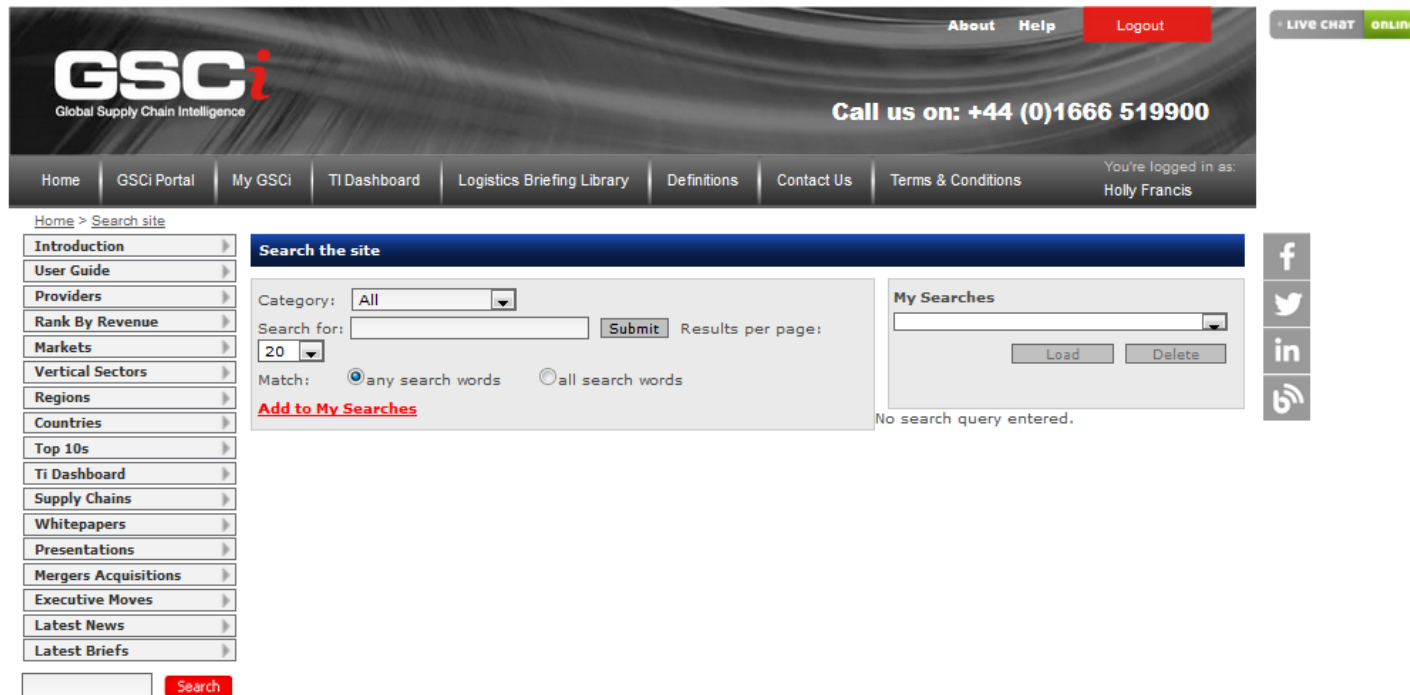


The screenshot shows the GSCi website interface with the 'List of providers ranked by revenue' screen. The left sidebar shows the 'Rank By Revenue' option highlighted. The main content area displays a table of providers ranked by revenue, with columns for 'Company name', 'Show revenues in', '2011', '2012', and '2013'. The table is based on the latest published financial results.

Company name	Show revenues in	2011	2012	2013
1. Deutsche Post DHL	Euro	52 829.00 m	55 512.00 m	55 085.00 m
2. United States Postal Service (USPS)	Euro	47 750.56 m	47 403.88 m	48 926.32 m
3. UPS	Euro	38 596.55 m	39 339.34 m	40 292.17 m
4. Deutsche Bahn Group	Euro	37 901.00 m	39 296.00 m	39 119.00 m
5. Maersk Line (AP Moller - Maersk Group)	Euro	43 141.82 m	45 755.32 m	35 613.01 m
6. FedEx	Euro	31 019.70 m	32 187.66 m	33 117.96 m
7. SNCF	Euro	32 645.00 m	33 820.00 m	32 232.00 m
8. Ingram Micro Inc.	Euro	26 403.98 m	27 483.77 m	28 428.06 m

There is another way of accessing data in the Portal which many be more useful when looking for specific information via the **Search Site**. This works along the links of a Search Engine such as Google or Yahoo and should be very familiar.

On any page the **Search Site** box will appear in the left hand column as show below:

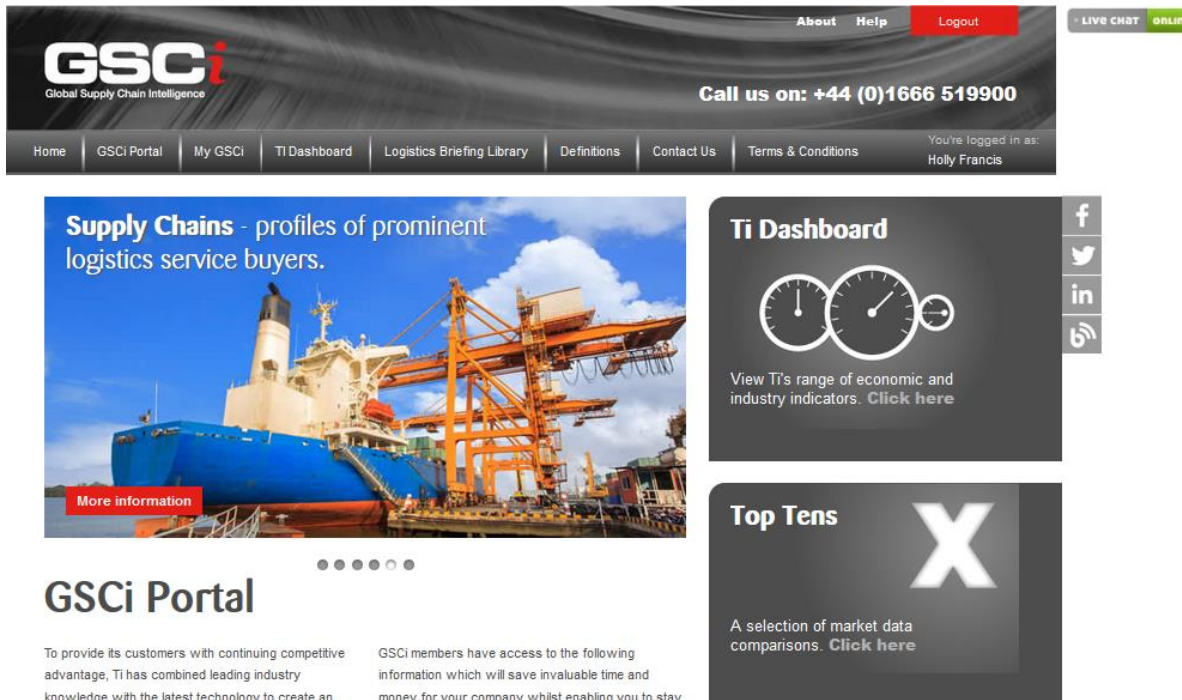


The screenshot shows the GSCi (Global Supply Chain Intelligence) website. The header includes the GSCi logo, navigation links (About, Help, Logout), a phone number (+44 (0)1666 519900), and a LIVE CHAT ONLINE button. The main navigation bar lists various sections: Home, GSCi Portal, My GSCi, TI Dashboard, Logistics Briefing Library, Definitions, Contact Us, and Terms & Conditions. A user is logged in as Holly Francis. The left sidebar contains a list of categories with expandable arrows: Introduction, User Guide, Providers, Rank By Revenue, Markets, Vertical Sectors, Regions, Countries, Top 10s, Ti Dashboard, Supply Chains, Whitepapers, Presentations, Mergers Acquisitions, Executive Moves, Latest News, and Latest Briefs. The main content area features a 'Search the site' box with a Category dropdown (set to 'All'), a Search for input field, a Submit button, and a Results per page dropdown (set to 20). Below the search box are radio buttons for 'any search words' (selected) and 'all search words', and a link to 'Add to My Searches'. To the right of the search box is a 'My Searches' section with a search history list, Load and Delete buttons, and a message 'No search query entered.' Social media icons for Facebook, Twitter, LinkedIn, and RSS are on the far right. At the bottom left, there is a search input field and a red 'Search' button.

Clicking the word 'Search' will take you to the page above:

This search facility also allows you to create **My Searches** which then appear within the **My GSCi** section.

The **Top 10s** button is available in the menu across the webheader or on the homepage:



The screenshot shows the Transport Intelligence website homepage. The header includes the GSCi logo (Global Supply Chain Intelligence), navigation links (About, Help, Logout), a phone number (+44 (0)1666 519900), and a live chat button. Below the header is a navigation bar with links to Home, GSCi Portal, My GSCi, TI Dashboard, Logistics Briefing Library, Definitions, Contact Us, and Terms & Conditions. The main content area features a large image of a blue and white cargo ship at a port, with the text "Supply Chains - profiles of prominent logistics service buyers." and a "More information" button. To the right is a "Ti Dashboard" section with a clock icon and a link to view economic and industry indicators. Below the ship image is the "GSCi Portal" section, which includes a description of the portal's purpose and a list of features. To the right of the GSCi Portal section is a "Top Tens" section with a large 'X' icon and a link to view market data comparisons.

GSCi
Global Supply Chain Intelligence

Call us on: +44 (0)1666 519900

Home | GSCi Portal | My GSCi | TI Dashboard | Logistics Briefing Library | Definitions | Contact Us | Terms & Conditions

You're logged in as:
Holly Francis

Supply Chains - profiles of prominent logistics service buyers.

[More information](#)

GSCi Portal

To provide its customers with continuing competitive advantage, Ti has combined leading industry knowledge with the latest technology to create an

GSCi members have access to the following information which will save invaluable time and money for your company whilst enabling you to stay

Ti Dashboard


View Ti's range of economic and industry indicators. [Click here](#)

Top Tens

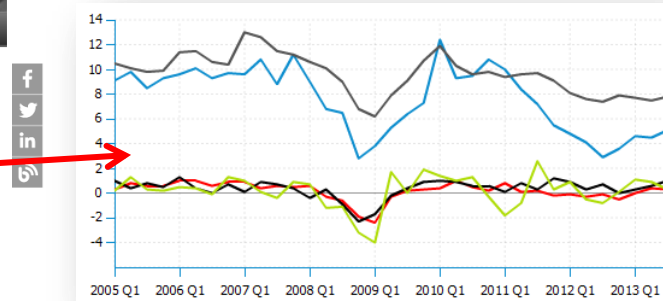
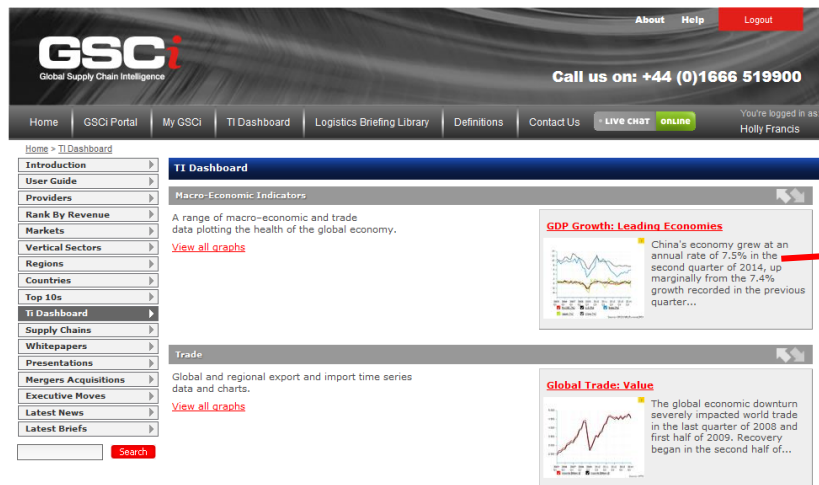
A selection of market data comparisons. [Click here](#)

This section collects market data from around the world and lists them as comparisons across many different indices of revenue, tons, teus etc. It contains examples of the largest logistics hubs, ports and airports within regions, largest global providers within markets and container fleet sizes.

The **Ti Dashboard** button is available at the menu across the page:



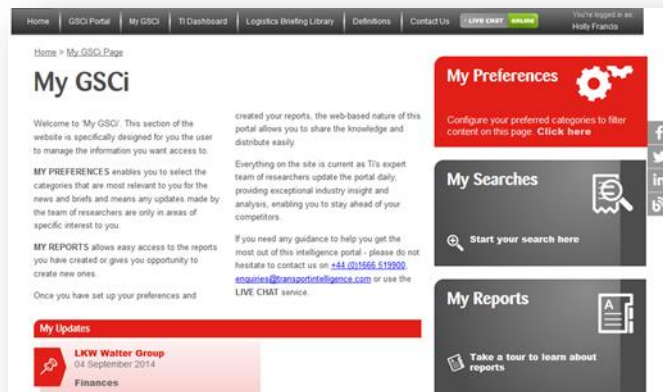
This section provides over 90 charts and table of the most important macro and industry specific indicators from around the world, keeping you right up to date with the latest trends and developments.



My Reports function allows you to create your own tailored report from information contained within GSCi.

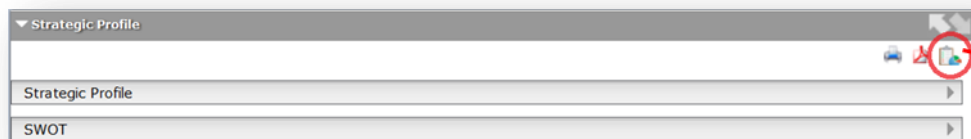
This means you can categorise, manipulate and save your research in a single document to create a report which is truly individual to your custom requirements.

My Reports function can be found in the My GSCi section of the portal.



The functionality comes with a built in tour system which provides step-by-step instructions on how to create your bespoke report.

The '**Take a Tour**' option can be found on the left sidebar of the My Reports page.

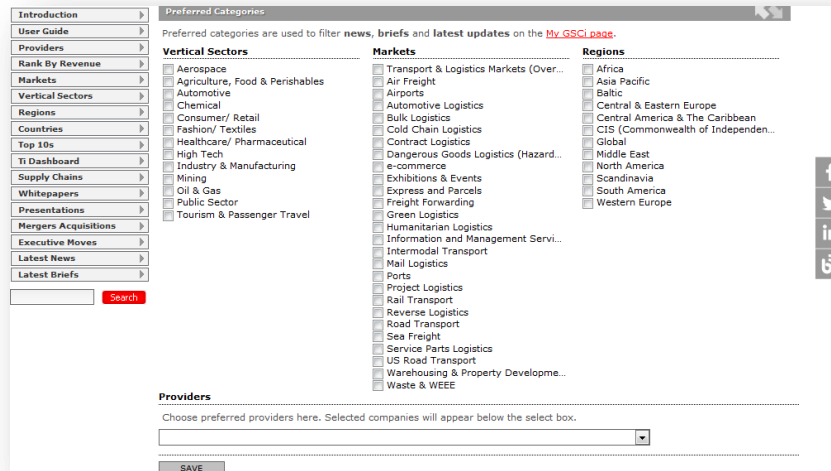
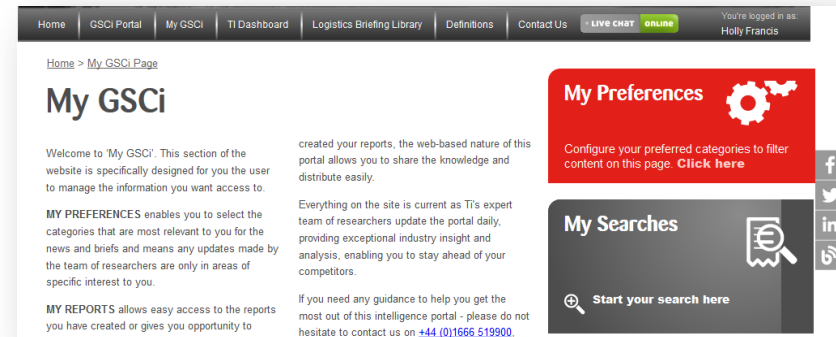


Selected information from GSCi can be added to a custom report at any time by clicking the icon highlighted here.

My Preferences

As a GSCi user you will be updated immediately via the **My GSCi** page when information is added to the portal or amended.


For those with specific interests in particular companies or sectors you have the ability to change '**My Preferences**' meaning the only updates to the portal you will be informed of will be updates of special interest to you.

A screenshot of the 'My Preferences' form. The form is divided into several sections: 'Preferred Categories', 'Markets', 'Regions', and 'Providers'. The 'Preferred Categories' section has a search bar and a 'Search' button. The 'Markets' section lists various categories with checkboxes. The 'Regions' section lists various regions with checkboxes. The 'Providers' section has a text box for entering preferred providers and a 'SAVE' button. The form is titled 'My Preferences' and includes a 'Search' button.

My Preferences can be tailored to include information from various vertical sectors, markets, regions and providers meaning you only see the information most relevant to you.

GSCi is designed to be as intuitive and user friendly as possible, however when users have questions on functionality or content they can take advantage of the **Live Chat** facility offered by GSCi.

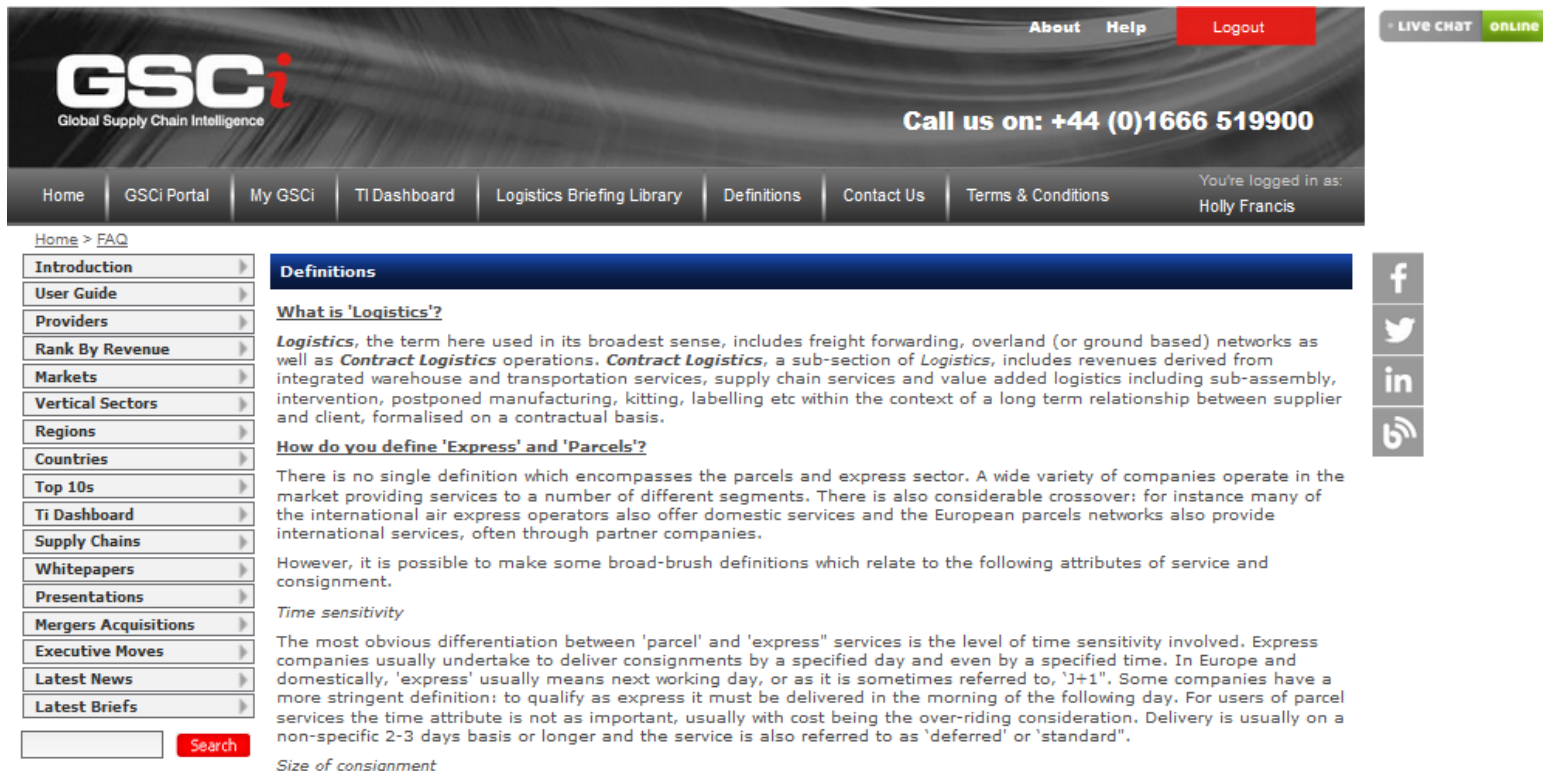
The **Live Chat** icon can be found in the top right hand side of the screen.



Ti's researchers are available to contact directly when the icon is highlighted green.

When the icon is red, you can leave a message and a researcher will investigate your query and get back to you the next working day.

To help users of the portal with terminology Transport Intelligence has included a **Definitions** button which contains a glossary of terms used and also key definitions. This is available by clicking on **Definitions** in the top right hand corner of the screen.



The screenshot shows the GSCi (Global Supply Chain Intelligence) portal interface. At the top, there's a navigation bar with links for 'About', 'Help', and 'Logout'. A 'LIVE CHAT' button is also present. Below this, a banner displays the GSCi logo and a phone number: 'Call us on: +44 (0)1666 519900'. A secondary navigation bar includes links for 'Home', 'GSCi Portal', 'My GSCi', 'TI Dashboard', 'Logistics Briefing Library', 'Definitions', 'Contact Us', and 'Terms & Conditions'. The user is logged in as 'Holly Francis'.

The main content area is titled 'Definitions' and features a sidebar with a list of categories: Introduction, User Guide, Providers, Rank By Revenue, Markets, Vertical Sectors, Regions, Countries, Top 10s, TI Dashboard, Supply Chains, Whitepapers, Presentations, Mergers Acquisitions, Executive Moves, Latest News, and Latest Briefs. The 'Definitions' category is selected.

The main text under 'Definitions' starts with 'What is 'Logistics'?'. It defines logistics as the term used in its broadest sense, including freight forwarding, overland (or ground based) networks, and contract logistics operations. It then defines 'Contract Logistics' as a sub-section of logistics involving integrated warehouse and transportation services.

Next, it addresses 'How do you define 'Express' and 'Parcels'?'. It states there is no single definition and provides examples of companies operating in the market. It then discusses 'Time sensitivity' and 'Size of consignment'.

At the bottom of the sidebar, there is a search bar and a 'Search' button.

Contact Transport Intelligence



You should be able to get familiar with the layout, clicking on headings to 'explode' the content and linking between categories, very quickly.

However, if you have any queries about the Global Supply Chain Intelligence Portal please do not hesitate to get in touch with either Mike Nordmann or Sarah Smith by any of the following means:

Telephone: +44 (0)1793 850025

Email: mnordmann@transportintelligence.com

ssmith@transportintelligence.com

www.transportintelligence.com



Logistics
Briefing



Ti Dashboard



Ti Reports



Ti Portal GSCI



Ti Consulting



Ti Conference